

SPECTRE 4

SPECTRE 4
AEVUM
LIMITED EDITION

DUAL LOOP SIDE PANEL



Manual

Revision 1.1

Table of Contents

Introduction.....	2
Specifications & Included Items	2
Installation.....	3
Flow Diagram.....	4

Introduction

Spectre 4 Dual Loop Side Panel

The Spectre 4 Dual Loop Side Panel is an addon for the Spectre 4 Water-cooling Case. It mirrors parts of the main distribution plate, but some port locations are different so that the Dual Loop Side Panel can be used for the GPU loop and the main case distribution plate for the CPU loop. It is a replacement for the stock side panel window and mounts directly onto the side panel window mounts. It is designed to be as open as possible so that you can still see the important parts of the build. It has a removable side panel window so that it is easy to gain access to the case to build the system while the Dual Loop Side Panel is attached. It has an integrated D5 pump top, D5 Pump Cover and two ARGB LED strips which come pre-installed. There are 4 ports which are positioned for the GPU loop and top radiator, and a fill and drain port. The port layout has been designed for two separate loops, but it can be used for dual loops, single loop, series or parallel.

Spectre 4 Aevum Dual Loop Side Panel

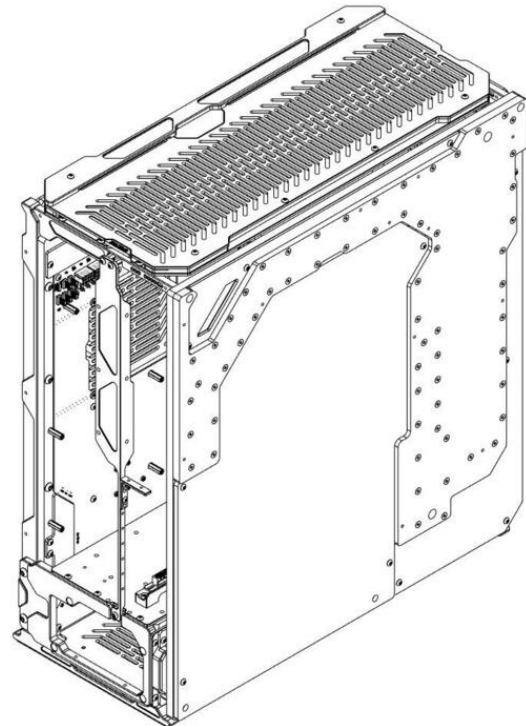
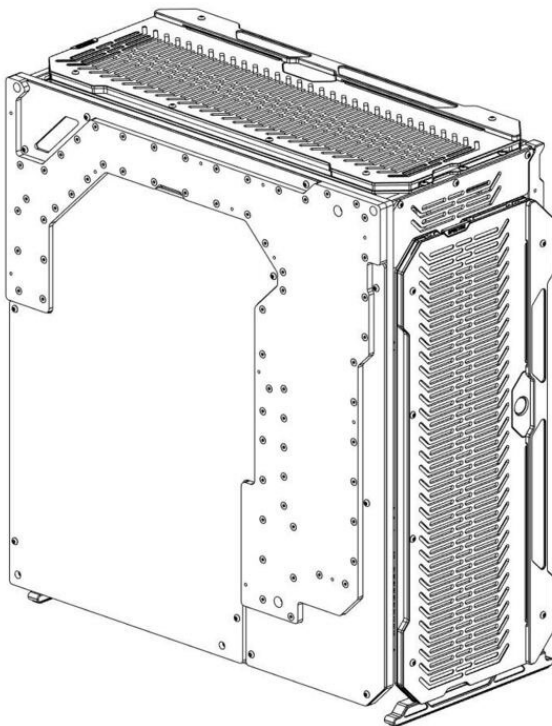
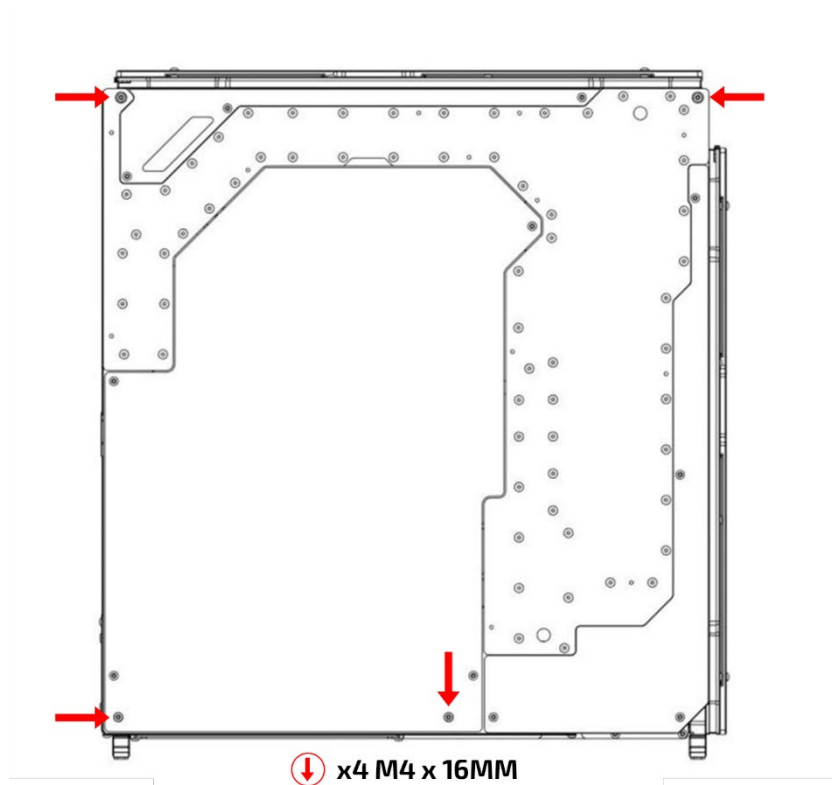
The Spectre 4 Aevum Dual Loop Side Panel is designed for Spectre 4 Aevum Limited Edition Water-cooling Case. It mirrors parts of the main distribution plate, but some port locations are different so that the Dual Loop Side Panel can be used for the GPU loop and the main case distribution plate for the CPU loop. It is a replacement for the stock side panel window and mounts directly onto the side panel window mounts. It is designed to be as open as possible so that you can still see the important parts of the build. It has a removable side panel window so that it is easy to gain access to the case to build the system while the Dual Loop Side Panel is attached. It has an integrated D5 pump top, D5 Pump Cover and two ARGB LED strips which come pre-installed. There are 4 ports which are positioned for the GPU loop and top radiator, and a fill and drain port. The port layout has been designed for two separate loops, but it can be used for dual loops, single loop, series or parallel.

Specifications & Included Items

Dual Loop Side Panel	x1
Pump Cover	Protium 3.0 D5 Pump Cover
Pump (Not included)	Compatible with all D5 pumps.
Water Cooling Integration	Reservoir, Pump Top, Pump Cover, Fill Port, Drain Port, Parts of water-cooling loop.
Ports	x7 G1/4" BSPP. 1x Fill Port. 2x Drain Ports (x1 inside & x1 outside).
LED Strips	x2 50cm ARGB LED Strips with 50cm cables (pre-installed).
Product Dimensions & Weight	L: 540mm H: 615mm W: 23mm 2.3kg (w/o Pump/Pump Top)
Packaged Dimensions & Weight	L: 600mm H: 600mm W: 130mm 3kg
Fasteners	Stainless Steel
Gaskets	Silicone Black.
Materials	Cast Acrylic.
Manufacturing Process	CNC Router.
Assembly	Assembled by hand and pressure tested.
Testing & Validation	All Distribution Plates are factory pressure tested and precise fastener tension is applied.

Installation

Attach the Dual Loop Side Panel to the case in the place of the Side Panel Window using 4x M4 16mm Fasteners.



Flow Diagram

